



# HT-Air<sup>®</sup> 1200

## Air Supply

























---

# User Manual

### TABLE OF CONTENTS

Symbol References.....	2
Intended Use and Precautions.....	3
Part Identification .....	4
Air Supply Keypad Functions.....	4
Product Specifications.....	5
EMC Declaration of Conformity .....	6-7
Cleaning, Preventive Maintenance, Infection Control.....	8
Returns and Repairs.....	9

## Symbol Reference

	FOLLOW INSTRUCTIONS FOR USE		HUMIDITY LIMITATION
	IMPORTER		OPERATING INSTRUCTIONS
	THIS END UP		KEEP DRY / PROTECTED FROM MOISTURE
	UNIQUE DEVICE IDENTIFIER		LATEX FREE
	SGS NORTH AMERICA LISTED MARK 120VAC, 60HZ, 10A MEDICAL EQUIPMENT WITH RESPECT TO ELECTRICAL SHOCK, FIRE AND MECHANICAL HAZARDS ONLY IN ACCORDANCE WITH IEC/EN 60601-1.		LOT NUMBER
	ALTERNATING CURRENT		MANUFACTURER
	TYPE BF APPLIED PART		DATE OF MANUFACTURE
	CAUTION / WARNING		MEDICAL DEVICE
	MANUAL CLEANING		MR CONDITIONAL
	DISPOSAL		MR UNSAFE
	ELECTRICAL AND ELECTRONIC EQUIPMENT		PROTECTIVE EARTH
			SERIAL NUMBER
			TEMPERATURE LIMITATION

## Intended Use and Precautions

The HT-Air® 1200 Air Supply provides six airflow options to inflate HoverTech's air-assisted transfer, lift, and positioning devices.

The Air Supply is used along with HoverTech's air assisted devices to assist caregivers with patient transfers, positioning, turning and proning.

### INTENDED CARE SETTINGS

Hospitals, long-term or extended care facilities

### INTENDED USERS

- The caregiver/operator is the person handling the equipment.
- The patient is not the intended operator.



## PRECAUTIONS

- Never leave patient unattended on an inflated device.
- Use this product only for its intended purpose as described in this manual. Only use attachments and/or accessories that are authorized by HoverTech.
- Use of this device with products or accessories not authorized by HoverTech could result in injury or equipment malfunction and may void the Manufacturer's Warranty. HoverTech will not be held responsible for any injuries or damages caused due to the improper use of this device.
- When using the air supply in the MRI environment, a 25-ft. specialty MRI hose is required (available for purchase).
- Avoid electric shock. Do not open air supply.
- Reference product specific user manuals for operating instructions.
- Route the power cord in a manner to ensure freedom from hazard.
- Avoid blocking the air intakes of the air supply.
- Not for use in the presence of flammable anesthetics or in a hyperbaric chamber or oxygen tent.



To avoid the risk of electric shock, this equipment must only be connected to a supply main with protective earth.

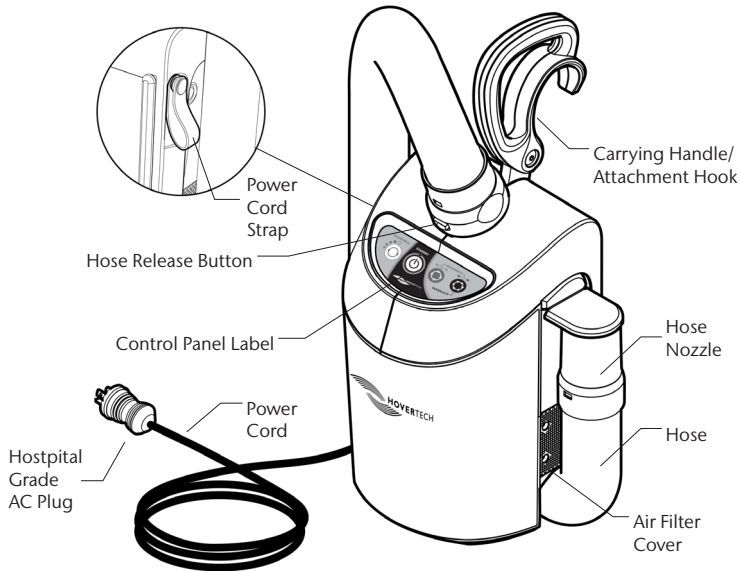


The HT-Air is not intended for use with the HJBSC-200 Hoverjack Battery Cart.

## PRECAUTIONS – MRI

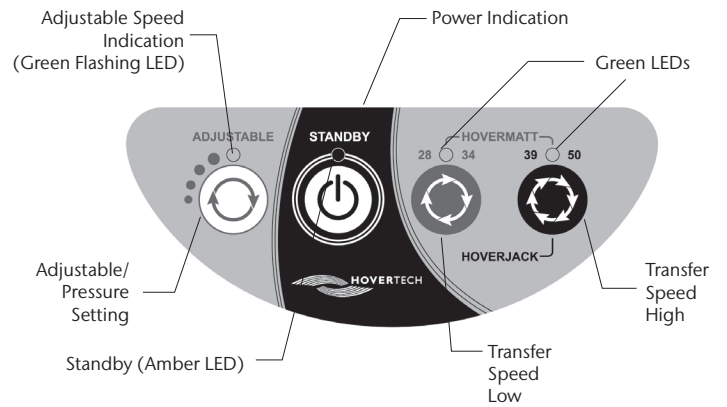
- When using a HoverMatt in an MRI environment a 25 ft. specialty MRI hose is required, thus making these products MRI conditional. The HoverTech air supply and regular hose are conductive and magnetic and are MR Unsafe.

## Part Identification



**CAUTION:**  
NO USER SERVICEABLE PARTS.  
Only qualified service personnel shall perform repairs on the HoverTech Air Supply.

## Air Supply Keypad Functions



**ADJUSTABLE:** For use with HoverTech air-assisted positioning devices. There are four different settings. Each press of the button increases the air pressure and rate of inflation. The Green Flashing LED will indicate the inflation speed by the number of flashes (i.e. two flashes equals the second inflation speed).

**All of the settings in the ADJUSTABLE range are substantially lower than the HoverMatt and HoverJack settings. The ADJUSTABLE function is not to be used for transferring.**

The ADJUSTABLE setting is a safety feature that can be used to ensure the patient is centered on HoverTech air-assisted devices and to gradually accustom a patient who is timid or in pain to both the sound and functionality of the inflated devices.



**STANDBY:** Used to stop inflation/air flow (Amber LED indicates STANDBY mode).



**HOVERMATT 28/34:** For use with 28" & 34" HoverMatts and HoverSlings.



**HOVERMATT 39/50 & HOVERJACK:** For use with 39" & 50" HoverMatts and HoverSlings and 32" & 39" HoverJacks.

# HT-Air® 1200 User Manual

## Product Specifications

<b>Dimensions:</b>	12.5 x 7 x 7 inches (31.75 x 17.8 x 17.8 cm)
<b>Weight:</b>	12.5 lbs (5.67 kg)
<b>Enclosure Material:</b>	ABS rated UL94V-0/Stainless Steel
<b>Power Cord Set Length:</b>	UL Certified 15 feet (457 cm) Hospital Grade
<b>AC Plug Cord Type &amp; Rating:</b>	SJT 16 AWG*3C, C13 Connector, 15A, 125Vac
<b>Service Life:</b>	5 years
<b>Power Input:</b>	120Vac, 60 Hz, 10 A (North American version)
<b>Internal Primary Fuse Type &amp; Rating:</b>	F1 on PCB T1AL 250V, Diameter 8.5 x 8 mm

Model #: HTAIR1200 (North American Version) – 120Vac, 60Hz, 10A



## CLASSIFICATION

Not for use in the presence of flammable anesthetics or in a hyperbaric chamber or oxygen tent.

Type of protection against electric shock:	CLASS I EQUIPMENT
Degree of protection against electric shock:	TYPE BF APPLIED PART
Protection against ingress of water:	Ordinary (not protected).
Mode of operation:	CONTINUOUS OPERATION

To remove supply mains, unplug equipment from wall.

## OPERATING CONDITIONS

Use Temperature:	50° to 104° F (10° to 40° C)
Use Humidity:	10% to 70% Non-Condensing
Use Altitude:	6,562ft / 2,000m

Maximum Operation  
Atmospheric Pressure Range: 700 to 1,060 hPa

## STORAGE AND TRANSPORT CONDITIONS

Storage/Shipping Temperature:	-40° to 158° F (-40° to 70° C)
Storage/Shipping Humidity:	10% to 70% Non-Condensing

## CIRCUIT BREAKER

Max Operating Voltage:	32Vdc; 250Vac, 50/60Hz
Current:	12A
Operating speed:	5 to 30 seconds
Size:	(0.54-0.55) inch x (0.625-0.635) inch
Resettable Overload Capacity:	10x12=120(A)

# Declaration of Conformity

## For EN 60601-1-2 (4.1th Ed.)

Company Name:	D.T. Davis Enterprise LTD T/A HoverTech International
Company Address:	4482 Innovation Way, Allentown, PA 18109, USA
Product Name:	Medical Air Supply
Model No.:	HTAIR1200
Series Model:	--
Report Number:	ETC 25-10-RBO-030-01
Power Supply:	120Vac 60Hz 10A

Recommended separation distances between portable and mobile RF communications equipment and the ME equipment			
The Medical Air Supply is intended for use in an electromagnetic environment in which radiated RF disturbances are controlled. The customer or the user of the Medical Air Supply can help prevent electromagnetic interference by maintaining a minimum distance between portable and mobile RF communications equipment (transmitters) and the Medical Air Supply as recommended below, according to the maximum output power of the communications equipment.			
Rated maximum output power of transmitter W	Separation distance according to frequency of transmitter m		
	150 kHz to 80 MHz	80 MHz to 800 MHz	800 MHz to 2.5 GHz
	$d = \left[ \frac{3.5}{V_1} \right] \sqrt{P}$	$d = \left[ \frac{3.5}{E_1} \right] \sqrt{P}$	$d = \left[ \frac{7}{E_1} \right] \sqrt{P}$
0.01	0.1	0.1	0.2
0.1	0.4	0.4	0.7
1	1.2	1.2	2.3
10	3.7	3.7	7.4
100	11.7	11.7	23.3

Declaration – electromagnetic emissions		
The Medical Air Supply is intended for use in the electromagnetic environment specified below. The customer or the user of the Medical Air Supply should assure that it is used in such an environment.		
Emissions test	Compliance	Electromagnetic environment - guidance
RF emissions CISPR 11	Group 1	The Medical Air Supply uses RF energy only for its internal function. Therefore, its RF emissions are very low and are not likely to cause any interference in nearby electronic equipment.
RF emissions CISPR 11	Class A	The Medical Air Supply is suitable for use in all establishments, including domestic establishments and those directly connected to the public low-voltage power supply network that supplies buildings used for domestic purposes.
Harmonic emissions IEC 61000-3-2	Class A	
Voltage fluctuations/ Flicker emissions IEC 61000-3-3	Complies	

**Declaration – electromagnetic emissions and immunity –  
for EQUIPMENT and SYSTEMS that are use in the professional healthcare facility  
environment or in the home healthcare environment**

<b>The Medical Air Supply declaration – electromagnetic immunity</b>			
The Medical Air Supply system is intended for use in the electromagnetic environment specified below. The customer or the user of the Medical Air Supply system should assure that it is used in such an environment.			
Immunity test	IEC 60601 test level	Compliance level	Electromagnetic environment - guidance
Conducted RF IEC 61000-4-6	3 Vrms ; 6 Vrms 150 kHz to 80 MHz	3 Vrms ; 6 Vrms 150 kHz to 80 MHz	Portable and mobile RF communications equipment should be used no closer to any part of the EQUIPMENT or SYSTEM including cables, than the recommended separation distance calculated from the equation applicable to the frequency of the transmitter.
Radiated RF IEC 61000-4-3	3 V/m ; 10V/m 80 MHz – 2.7 GHz 80%	10V/m 80 MHz – 2.7 GHz 80%	
Proximity fields from RF wireless Communications equipment IEC 61000-4-3	27 V/m	385 MHz	Interference may occur in the vicinity of equipment marked with the following symbol.  ((( ))) ▲
	28 V/m	450 MHz	
	9 V/m	710 MHz	
		745 MHz	
		780 MHz	
	28 V/m	810 MHz	
		870 MHz	
		930 MHz	
	28 V/m	1720 MHz	
		1845 MHz	
	1970 MHz		
28 V/m	2450 MHz	28 V/m	1720 MHz
			1845 MHz
			1970 MHz
28 V/m	2450 MHz	28 V/m	2450 MHz
9 V/m	5240 MHz	9 V/m	5240 MHz
	5500 MHz		5500 MHz
	5785 MHz		5785 MHz

<b>Declaration – electromagnetic immunity</b>			
The Medical Air Supply system is intended for use in the electromagnetic environment specified below. The customer or the user of the Medical Air Supply system should assure that it is used in such an environment.			
Immunity test	IEC 60601 test level	Compliance level	Electromagnetic environment - guidance
Electrostatic discharge (ESD) IEC 61000-4-2	±8 kV contact ±2 kV , ±4 kV , ±8 kV , ±15 kV air	±8 kV contact ±2 kV , ±4 kV , ±8 kV , ±15 kV air	Floors should be wood, concrete or ceramic tile. If floors are covered with synthetic material, the relative humidity should be at least 30 %.
Electrical fast transient/burst IEC 61000-4-4	±2 kV for power supply lines ±1 kV for input/output lines	±2 kV for power supply lines	Mains power quality should be that of professional healthcare facility or home healthcare environment.
Surge IEC 61000-4-5	±0.5 kV ±1 kV differential mode ±2 kV common mode	±0.5 kV ±1 kV differential mode ±2 kV common mode	Mains power quality should be that of professional healthcare facility or home healthcare environment.
Voltage dips, short interruptions and voltage variations on power supply input lines IEC 61000-4-11	0 % $U_T$ ; 0 , 5 cycle At 0° , 45° , 90° , 135° , 180° , 225° , 270° and 315° 0 % $U_T$ ; 1 cycle and 70 % $U_T$ ; 25/30 cycle Single phase: at 0°	0 % $U_T$ ; 0 , 5 cycle At 0° , 45° , 90° , 135° , 180° , 225° , 270° and 315° 0 % $U_T$ ; 1 cycle and 70 % $U_T$ ; 25/30 cycle Single phase: at 0°	Mains power quality should be that of professional healthcare facility or home healthcare environment. If the user of the EQUIPMENT or SYSTEM requires continued operation during power mains interruptions, it is recommended that the EQUIPMENT or SYSTEM be powered from an uninterruptible power supply or a battery.
Power frequency (50/60 Hz) magnetic field IEC 61000-4-8	30 A/m	30 A/m	Power frequency magnetic fields should be at levels characteristic of a typical location in professional healthcare facility or home healthcare environment.
Proximity Magnetic Field IEC 61000-4-39	30 kHz (8 A/m) 134.2 kHz (65 A/m) 13.56 MHz (7.5 A/m)	30 kHz (8 A/m) 134.2 kHz (65 A/m) 13.56 MHz (7.5 A/m)	Proximity magnetic fields quality should be that of professional healthcare facility or home healthcare environment.

## Cleaning

Between patient use, clean and disinfect the surface of the air supply by wiping it down with EPA approved hospital-grade disinfectant wipes or disinfectant cleaner sprayed on a cleaning cloth. Follow disinfectant manufacturer's directions for dwell time and other instructions for use. Using the disinfectant wipes/spray cleaner may degrade the graphics on the control panel over time. Replacement panels can be purchased directly from HoverTech, if necessary.

NOTE: DO NOT SPRAY CLEANERS/LIQUIDS DIRECTLY ON THE AIR SUPPLY.

## PREVENTIVE MAINTENANCE

Prior to use, a visual inspection should be performed on the air supply to ensure the power cord is not frayed or nicked and that there is no visual damage that would render the air supply unusable.

If any damage is found that would cause the air supply not to function as intended, the air supply should be removed from use and returned to HoverTech for repair.

The air supply has air filters on either side of the motor. These filters can be accessed by removing the small screws holding the filter covers in place. It is recommended that the air filter is assessed per your facility's preventive maintenance schedule or annually. Filter should be cleaned if clogged.

Remove the filter from the air supply and hold it under warm running water. Allow the air filters to dry prior to placing back in the air supply.

The filter should be replaced when it is clogged with debris that does not break free when it is washed. The filter should also be replaced if it begins to lose its shape or deteriorate.



NOTE: IF AIR SUPPLY NEEDS TO BE DISPOSED, CHECK YOUR LOCAL / STATE / FEDERAL / INTERNATIONAL GUIDELINES BEFORE DISPOSAL.

## INFECTION CONTROL

When a HoverTech air supply is used in a patient room where isolation protocols are being observed, the hospital should employ the same protocols/procedures it utilizes for other equipment used in that patient room.

Between use with an airborne isolation patient, the air supply filters can be removed and disinfected or replaced if hospital protocol requires. If the air filters are disinfected, allow them to dry prior to placing back in the air supply.

An air hose cover is available. These covers are disposable and come in a box of 25 (Model #ASHC).

---

## Transportation and Storage



Keep dry / protected from moisture.

## Returns and Repairs

All products being returned to HoverTech must have a Returned Goods Authorization (RGA) number issued by the company. Please call (800) 471-2776 and ask for a member of the RGA Team who will issue you an RGA number. Any product returned without an RGA number will cause a delay in the repair time.

Returned products should be sent to:

HoverTech  
Attn: RGA # \_\_\_\_\_  
4482 Innovation Way  
Allentown, PA 18109

For product warranties, visit our website:

<https://hovertechinternational.com/standard-product-warranty/>



### HoverTech

4482 Innovation Way  
Allentown, PA 18109

[www.HoverTechInternational.com](http://www.HoverTechInternational.com)  
[Info@HoverTechInternational.com](mailto:Info@HoverTechInternational.com)



4482 Innovation Way  
Allentown, PA 18109

800.471.2776  
Fax 610.694.9601

[HoverTechInternational.com](http://HoverTechInternational.com)  
[Info@HoverTechInternational.com](mailto:Info@HoverTechInternational.com)