



# Molift

Lifts, slings & transfer aids  
Catalog 2022, North America

 **etac**<sup>®</sup>



## Etac - Creating Possibilities

Etac is a world-leading developer and provider of ergonomic assistive devices and patient handling equipment. Through our specialized product brands, we offer state-of-the-art products for a wide range of daily needs and care settings, for all stages of life. Whether the solution is for a child or an elderly person, our aim is to promote the individual's abilities and improve the caregiver's working conditions – through sustainable quality, functionality and design.

***molift***<sup>®</sup>

**Molift** by Etac - offers ergonomic lifts, slings and transfer assistive devices ensuring safe and comfortable transfers in various care settings with both the caregiver and patient in mind.



### Sit-to-stand solutions

Molift Raiser Pro.....	7
Etac Turner Pro.....	8
Molift Quick Raiser 205.....	9
Molift RgoSling Active .....	10



### Mobile Lifts

Molift Smart 150.....	12
Molift Partner 255 .....	13
Molift Mover .....	14
Sling bars for Molift mobile lifts .....	16
Molift Service Tool.....	17



### Ceiling Lifts

Molift Nomad.....	19
Molift Air .....	20
Molift Rail System .....	22
Sling bars for Molift ceiling lifts.....	24
Molift Quattro .....	25
Molift Duo .....	26



### Stretchers

Molift RgoSling Fabric Stretcher .....	28
Molift Stretcher .....	29



### Molift RgoSling 4-point

Molift RgoSling HighBack .....	32
Molift RgoSling MediumBack.....	32
Molift RgoSling Toilet .....	33
Molift RgoSling Amputee .....	33
Molift RgoSling Shadow.....	34
Molift RgoSling Comfort HighBack.....	34
Molift RgoSling Ambulating Vest.....	35
Molift RgoSling Fabric Stretcher .....	35
Molift RgoSling MediumBack Plus.....	37
Molift RgoSling Repositioning sheet.....	37



### Molift EvoSling 2-point

Molift EvoSling HighBack.....	40
Molift EvoSling MediumBack .....	40
Molift EvoSling LowBack.....	41
Molift EvoSling Hygiene .....	41
Molift EvoSling Ampu MediumBack.....	42
Molift EvoSling Comfort MediumBack.....	43
Molift EvoSling FlexiStrap .....	43

### Molift UnoSling

Molift UnoSling HighBack.....	45
-------------------------------	----

<b>Facts .....</b>	<b>46</b>
--------------------	-----------

<b>Molift Slings accessories.....</b>	<b>47</b>
---------------------------------------	-----------

# Molift products are designed for life


Molift products are designed to give users a better quality of life while providing caregivers with the best support and optimum work environment. Our objective is to make solutions that improve the quality of life each day for users and give caregivers a safer working environment, enabling them to focus more of their time and energy on the users.

## Best in class - Lasting durability

Molift products give disabled people the opportunity to make the most of life - go to school, work and travel – a better life through safe, efficient and comfortable transfer solutions. Molift transfer solutions are designed to be the best in class when it comes to product quality, reliability and durability.

## The Molift story

Molift became a part of Etac 2010. The brand was founded more than 30 years ago in Norway by Hans Kasper Andresen. A Norwegian inventor, engineer and designer who, through his own experience (he was hospitalised due to a heart attack), saw the need for lifting and moving users in a secure way.



## Molift Air

Molift Air is a small, flexible and strong ceiling lift with an emphasis on high safety and long cost-effective lifetime. It is easy to handle, easy to move and easy to install and together with Molift Rail System it is a perfect match. Read more about Molift Air and Rail System in the chapter “Ceiling lifts”



## Secure, efficient and outstanding

With the increasing need for efficiency in the healthcare sector and a growing focus on users' and caregivers' needs and safety, top class transfer products are essential.

## Cost effective solutions

Studies show that manual lifting and other user-handling tasks are high-risk activities for both carers and users. The aim for Molift products is to give the best and most secure user care, avoid heavy lifting situations which can put caregivers' backs at risk, while at the same time as providing the healthcare sector with the most cost effective solutions. Research and studies over for the past 20 years have shown that the costs of proper equipment are far lower than those associated with carers' work related injuries.

## Our standards

Molift is certified according to the ISO standards for our trade. This affects how we drive and safeguard the quality of our products and our processes.

### Systems for quality assurance

We are certified according to ISO 9001, which means that all our work processes, from product development and production to the products and their delivery meets the most stringent quality requirements.

### Traceability

Molift meets all the requirements of ISO 13485 with regard to traceability of our products. All our lifts and slings have bar codes and unique serial numbers to facilitate traceability for our distributors on their market.

### Environmental requirements

We work continuously to minimise the impact of our operation on the environment, and we are certified according to ISO 14001. This standard contains legal requirements on raw materials, emissions, recycling and power consumption.



# Molift Raiser Pro

The ergonomic platform for a safe and active sit-to-stand transfer

## Early mobilization and rehabilitation

Molift Raiser Pro allows the user to use their own muscle power during a transfer. The natural movement pattern stimulated and the ergonomic design makes the user feel safe during the transfer. Raiser Pro helps the user to rehabilitate in all health environments during every transfer so that mobilization can begin early, already in the intensive care unit.

The stability and maneuverability make Raiser Pro ideal in confined spaces, such as toilets.

## Features

- A versatile handle with a soft warm feeling, with an optimal grip for both the user and the caregiver.
- The handle has two different attachment heights for accessories.
- Soft padded legrest with side support, height adjustable with only one hand.
- A central brake mechanism with a one-foot touch that gives audible feedback when activated.
- Low step-on height of 1.37 in.

## Accessories



### Safety strap – Raiser Strap

Provides support around the back or hips when standing up.  
 S/M Item no. .... 82508  
 L/XL Item no. .... 82509



### Safety strap with sliding function – Raiser Strap+

When a user needs to be assisted, Raiser Strap+ can be used by one or two caregivers.  
 S/M Item no. .... 82528  
 L/XL Item no. .... 82529



### Raiser Belt

Raiser Belt facilitates the work of caregivers who assist users up to a standing position. Can be used by one or two carers  
 S/M Item no. .... 82964 (82508 + 82963)  
 L/XL Item no. .... 82965 (82509 + 82963)



## Sit-to-stand solutions

Molift's sit-to-stand aids are based on the same ergonomic principles. The products imitate the natural pattern of movement and fulfill the transfer needs of users with some weight bearing capacity.

Product	Item no.	Material
Molift Raiser Pro	16090204	Powder coated aluminum, plastic, steel, chrome 3
<b>Dimensions</b>		
Height	47.2 in	
Width	21.2 in	
Depth	24.8 in	For more information visit <a href="http://etac.com">etac.com</a>
<b>Weight</b>		
Total weight	23.6 lbs	





# Etac Turner Pro

A sit to stand aid with intuitive design and a small footprint

## Safe transfers

Etac Turner Pro is a turn aid with a functional design that offers safe patient turning with standing support. This turn aid enables a good posture and minimizes the risk of injury to the carer when transferring. Moreover, it encourages natural standing and sitting movement for the user. The only adjustment necessary is the height of the leg support and the handle. Thereafter, the transfer can be performed safely while the caregiver and user can maintain eye contact and communication.

The orange handle provides a strong, high contrasting color which can help users with impaired vision or dementia. The small footplate makes it the perfect choice of transfer aid when transferring in tight spaces.


Etac Turner Pro is easy to transport due to its low weight of only 16.5 lbs, furthermore it is compact and easy to grip.

## Features

- Easy to transport due to a low weight of only 16.5 lbs. It is compact, evenly balanced and easy to grip.
- The angled leg support is soft and comfortable and provides lateral support. Easy to adjust to whatever height is needed.
- The orange handle provides a strong, high contrasting color which can help users with impaired vision or dementia.
- The cast aluminum base plate with integrated anti slip function is easy to turn. Works well on different flooring materials including carpets.



Product	Dimensions	Item no.	Material
Etac Turner Pro	31.5 - 47.25 in	16090106	Cast aluminum, powder coated steel, chrome 3
<b>Dimensions</b>			
Lower leg support height	6 in		
Lower leg support width	15 in		
Baseplate diameter	15.75 in		
<b>Weight</b>			
Total weight	16.5 lbs		



max 200 kg  
max 440 lbs

CE

For more information visit [etac.com](http://etac.com)

# Molift Quick Raiser 205

An ergonomic sit to stand lift with outstanding lifting capacity

## Stable, safe and compact

Molift Quick Raiser 205 is a state of the art sit-to-stand lift, with an electrically adjustable leg base. The lift is comfortable, stable and safe with exceptional maneuverability. The lifting of Molift Quick Raiser 205 imitates the natural pattern of movement and fulfills the transfer needs of users with some weight bearing capacity.


The unique wheel position, angled push bar and the extraordinary weight distribution of the base, provides a small turning radius. With the small castor option, it fits under most beds and chairs while the electrically adjustable legs enable accessibility almost everywhere. The fixed-leg option benefits a very small footprint.

## Features

- Ergonomic design - the inclined column encourages a natural pattern of movement.
- Active 4-point Lifting arm - provides, together with RgoSling Active, extra support when lifting from sit to stand.
- Easy to operate in moving and handling situations; toilet, sit-to-stand and stand-up training.
- Automatic Warning for periodic inspection and service.



Molift Quick Raiser 205		Model item no.		Dimensions	
Model	Battery	Adjustable leg	Fixed leg (FL)	External width of wheelbase	24.5 in
Active 4-point, castor size Ø3.9 in	SLA	29100-00	29200-00	Internal width of wheelbase	8 in
For complete variant matrix, contact your local distributor.				Height of footboard:	
				Castor size Ø 3.9/2.9 in	3.5 in
Accessories		Size	Item no.	Technical	
StandUp 2-point lifting arm			2910061	Battery SLA	SLA 24V 2.9 Ah
StandUp slings			see matrix on next page	Battery Lithium	LiFePO4 25.6V 2.4 Ah
Paediatric Footplate			2910065	Charge time	6 hours
Set of inlays for footplate			2920151	Rated performance	100 lifts/165 lbs/20 in
Leg support, bracket and cushions	Small		2910059	Lifting Range	23.5 in
	Large		2910056	Turning radius	45.25 in
Set of cushions	Small		2910076	Lifting speed 165 lbs	1.38 in/s
	Large		2910077	Lifting speed 452 lbs	1.18 in/s
Lithium power pack and charger			2910041		
<b>Weight</b>					
Total weight (FL)			97 (93) lbs		



max 205 kg  
max 452 lbs

CE



# Molift RgoSling Active

The ideal sling solution for active transfers with Molift Quick Raiser 205

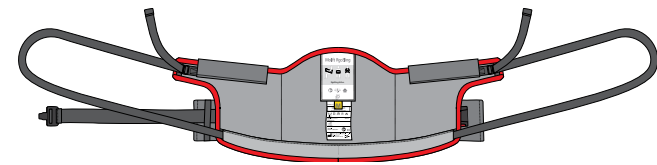
## Comfort and easy transfer

Molift Sit to Stand slings are padded and developed for active lifting together with Molift Quick Raiser 205. The slings provides perfect lumbar support and are the ideal solution for lifting and moving between different sitting positions. The slings have an efficient anti-slip lining to prevent the sling from sliding up. The waist belt provides additional support and stability.

Molift RgoSling Active is designed for a 4-point lifting arm and has sliding loops for the possibility to an optimal posture during the sit to stand movement. Molift RgoSling Active provides additional grip and support around the hips when standing. The wide back-support distributes weight and pressure evenly over a large surface, which makes it very comfortable for the user.



RgoSling Active and Quick Raiser 205 with 4-point lifting arm

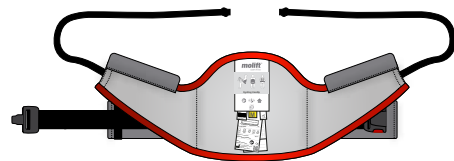


Molift RgoSling Active

## Features

- Perfect solution for lifting and moving between different sitting positions.
- Self-adjusting sliding loops (RgoSling Active).
- Large and firm support.
- Easy application.

Molift RgoSling StandUp is designed for a 2-point lifting arm. It is quickly and easily placed around the user. By virtue of the design it is ideal for use in toilet situations.



Molift RgoSling StandUp

Molift RgoSling	Size	Waist (in)	Item no.
Active 4-point	XS	19-28	1720910
	S	23-32	1720920
	M	28-37	1720930
	L	38-47	1720940
	XL	47-54	1720950
StandUp 2-point	XS	20-28	1720710
	S	25-33	1720720
	M	29-37	1720730
	L	36-48	1720740
	XL	45-56	1720750
StandUp 2-point with support	XS	20-28	1720810
	S	25-33	1720820
	M	29-37	1720830
	L	36-48	1720840
	XL	45-56	1720850

### Information

For more information regarding Active and StandUp lifting arms, see previous.. For complete variant matrix, contact your local distributor.

### Material

Polyester



For more information visit etac.com



# Mobile Lifts

Molift mobile lifts are well known for many innovative and intuitive solutions such as the 4-point sling bar, integrated service software, a compact lightweight design and ergonomic, user friendly push handles.



# Molift Smart 150

Light, foldable and transportable without tools

## Compact smartness

Molift Smart 150 is designed to be easily wheeled and transported to where it is required. It is designed for home care, travelling and easy storage. Molift Smart 150 is foldable in one piece without using any tools.

Due to its low weight, the small footprint and the unique construction, Molift Smart 150 is easy to maneuver even in narrow spaces. The lifting range of 10.6–66.1 in provides an excellent maximum lifting height and at the same time gets very low, can lift from the floor. The 4-point sling bar ensures a comfortable and spacious lifting position for the user.

Molift Smart 150 has been awarded for Design Excellence by the Norwegian Design Council.



## Features

- Comfortable and spacious lifting
- Compact and foldable without tools
- Low weight and small footprint
- Lift from floor
- Easy to maneuver



Molift Smart 150 folded



Soft travel bag



Travel suitcase

Product	Item no.	Lifting interval	55.50 in	Material	
Molift Smart 150 (incl. sling bar)	10200	Width chassis, legs open inner (in)	36.50 in	Aluminum, steel	
		Width chassis, outer (in)	26 in		
Accessories	Item no.	Weight			
Soft travel bag	3049177	Total Weight	58 lbs		
Travel suitcase	0990200			For more information visit <a href="http://etac.com">etac.com</a>	
Dimensions		Technical			
Length	47.25 in	Battery	NiMH 14.4 V – 2.6 Ah		
Leg height	4.25 in	Battery charge time	approx. 3 hours		
Dimensions folded	L44.5 x W18.75 x H14.25 in	Lifting speed	2.36 in/sec		
Lifting height	8.25 – 66.55 in	Rated performance	40 lifts/165 lbs/20 in		

# Molift Partner 255

The flagship of Molift's mobile lifts - with vertical lifting pattern for excellent stability

## Ideal solution for critical care

Molift Partner 255 provides an ideal solution for lifting in acute and critical care areas in both hospitals and care facilities. The straight vertical column in combination with the fixed sling bar provides excellent stability. It maintains the user at the same distance from the column throughout the lifting. With an outstanding lifting range, Molift Partner 255 allows lifting from the floor as well as high surfaces.

Molift Partner 255 is one of the lightest in its category and combined with excellent construction, ergonomic design and the caster solution, it becomes very easy to maneuver even with a lifting capacity of 562 lbs.

Molift Partner 255 is available in several variants for the possibility of optimizing the product according to needs; low base chassis, supporting arms for gait/walk training and weight scale.



## Features

- High safe working load - 562 lbs
- Fixed sling bar and straight vertical column for safe and stable lifting
- Low weight and easy to maneuver
- Suitable for use with Molift stretcher

Product	Item no.	Dimensions	Technical
Molift Partner 255 incl. sling bar	13000	Length	50.5 in
		Chassis width (outer)	27.5 in
		Chassis width (inner)	21.6 in
		Chassis width, open legs (inner)	41.9 in
		Lifting height	15.3–66.1 in
		Lifting interval	50.7 in
		Leg height	4.5 in
		Battery	NiMh 26,4 V-2,6 Ah
		Battery charge time	approx. 3 hours
		Lifting speed	1.2 in/sec
		Rated performance	50 lifts/165 lbs/20 in
Accessories	Item no.	Material	
Casters ø4 in with directional lock	1320140	Aluminum, Steel	
Weight scale	(see page for sling bars)		
Sling bars	(see page for sling bars)		
Stretchers	(see page for stretchers)		
		Weight	
		Total weight	93.7 lbs



# Molift Mover

A family of compact, lightweight mobile lifts with great flexibility and large lifting range. Suitable in homes, hospitals and care environments.

## Large lifting range

Molift Mover has a lightweight aluminum construction that makes the lift very easy to maneuver. The low weight in relation to lifting capacity is the best in class. A large lifting range allows lifting from high surfaces as well as lifting from the floor. The integrated Molift Service Tool ensures correct service and maintenance intervals.

## Ergonomic handling

For improved caregiver ergonomics, the Molift Mover lifts are equipped with Molift's unique intuitive push handle. The handle provides multiple and flexible grip possibilities for improved caregiver ergonomics. The easily accessible hand control is very user friendly.

## Features

- A lightweight and compact lift
- Very easy to maneuver
- Large lifting range
- Lifting from floor

## Molift Mover 180

Molift Mover is suitable for transfer situations in home, hospital and care environments. Optional 2- or 4-point sling bar with quick release.



## Molift Mover 205

Molift Mover 205 is a workhorse for frequent and everyday use, suitable for transfer situations in nursing care and hospital settings. A quick release function provides optional 2- and 4-point sling bars in different dimensions. A lift with great flexibility and many accessories.

## Molift Mover 300

Molift Mover 300 has the high lifting capacity of 660 lbs. It is the ideal solution for hospitals and care facilities with bariatric clients who have frequent and everyday moving and handling needs. With its low weight and high capacity, it is one of the lightest in its category.



Molift Mover 300 with supporting arm

Molift Mover	Item no.		
Variants (excl. sling bar)	Mover 180	Mover 205	Mover 300
Standard chassis, large casters	18003	-	-
Extra low base chassis	-	14050	-
Standard chassis	-	14000	-
Standard chassis, support arms	-	14150	-
Medium base chassis	-	-	15051
Medium base chassis, support arms	-	-	15151

For complete variant matrix, contact your local distributor.

Accessories	Item no.
Supporting arms	see etac.com
Weight scale	see page for sling bars
Sling bars	see page for sling bars
Stretchers	see page for stretchers
Casters ø4 in with directional lock for Molift Mover 205 and 300	1320140



For more information visit etac.com



### Facts

for Standard chassis excl. sling bar

	Molift Mover 180	Molift Mover 205	Molift Mover 300
Maximum user weight (SWL)	396 lbs	451 lbs	661 lbs
Total weight	70.5 lbs	83 lbs	88.4 lbs
Length	49.6 in	50.5 in	50.5 in
Chassis width (outer)	27.5 in	27.5 in	27.5 in
Chassis width (inner)	21.5 in	21.5 in	21.5 in
Chassis width, legs open (inner)	40.5 in	42 in	42 in
Leg height	5.25 in	4.5 in	4.5 in
Battery	NiMH 14.4 - 2.6 Ah	NiMH 26.4 V - 2.6 Ah	NiMH 26.4 V - 2.6 Ah
Battery charge time	3 hrs	3 hrs	3 hrs
Lifting height	10.6-64 in	82.5 in	82.7 in
Lifting interval	53.75 in	56.5 in	55.9 in
Lifting speed	1.6 in/sec	1.6 in/sec	1.3 in/sec
Rated performance	50 lifts/165 lbs/20 in	50 lifts/165 lbs/20 in	50 lifts/165 lbs/20 in
Service Software	Included	Included	Included
Material	Aluminum, steel, plastic	Aluminum, steel, plastic	Aluminum, steel, plastic



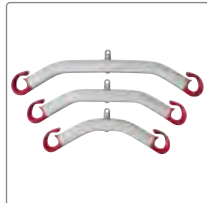


# Sling bars for Molift mobile lifts

Lightweight sling bars with quick release coupling for easy change

Molift aluminum sling bars fit new and older lifts. The lightweight sling bar has a quick-release coupling, which makes it very easy for the caregiver to change.

The weight scale is class III approved and complies to all technical standards. It can calculate BMI (Body mass index) at the touch of a button.



### Mover 180 2-point sling bar

Aluminum/zinc, SWL 660 lbs

- Small .....1830043
- Medium.....1830042
- Large .....1830041



### Mover 180 4-point sling bar

Aluminum/zinc, SWL 660 lbs

- Small .....1830110
- Medium.....1830111
- Large .....1830112
- Extra large.....1830113



### Weight scale Mover 180

SWL 660 lbs

- Scale .....1840000



### Mover 205 2-point sling bar

Aluminum/zinc, SWL 660 lbs

- Small .....1430117
- Medium.....1430116
- Large .....1430115



### Mover 205/300 4-point sling bar

Aluminum/zinc, SWL 660 lbs

- Medium.....1530101
- Large .....1530102
- Extra large.....1530103



### Mover 205 2-point sling bar incl weight scale

Aluminum/zinc, SWL 660 lbs

- Small .....1430120
- Medium.....1430121
- Large .....1430122



### Mover 205/300 4-point sling bar incl weight scale

Aluminum/zinc, SWL 660 lbs

- Small .....1430120
- Medium.....1430121
- Large .....1430122



### Partner 255 4-point sling bar

Aluminum/zinc, SWL 562 lbs

- Medium.....1330160



### Partner 255 8-point sling bar

Steel, SWL 562 lbs

- Medium.....2140002



### Weight scale Partner 255

SWL 660lbs

- Scale .....1331002

Dimensions (in)	Small	Medium	Large	Extra large
2-point Sling bar	H5.1 x L13.8	H5.1 x L17.7	H5.1 x L21.7	-
4-point Sling bar	H8.3 x W11.8 x L13.8	H9.5 x W11.8 x L17.7	H9.5 x W13.7 x L21.7	H9.5 x W13.7 x L25.6
8-point Sling bar	-	H16.5 x W36.2 x L56.3	-	-

# Molift Service Tool

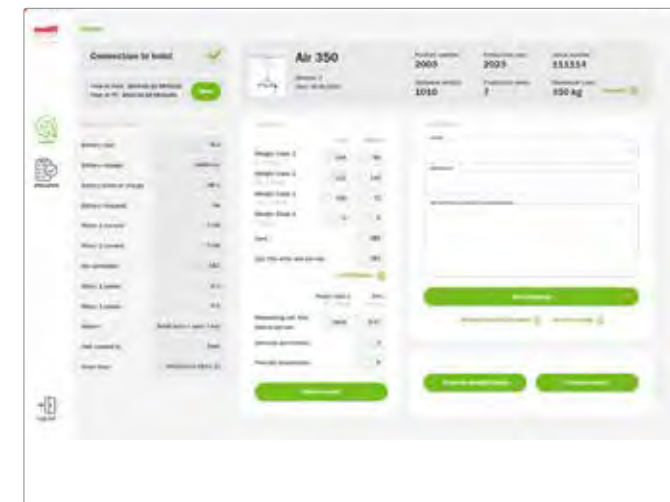
The software that interacts with the lift

## Ensuring correct service and maintenance

All Molift lifts have an integrated service software that indicates when a service is necessary. This ensures user, caregiver and management that the lift is safe in relation to applicable laws and regulations.

Molift Service Tool calculates the number of lifts and gives a warning signal when a service is required. Through Molift Service Tool, a technician can connect and interact with the lift to perform and log service and for technical trouble-shooting. The software also allows reading, checking and adjusting key parameters in the lift as well as logging, reading and printing the service history.

The software provides access to a product specific service checklist.



Molift Service Tool enables us to collect data about Molift lifts around the world and to continuously improve our products.

## Record and analyze lift usage

Molift Service Tool can also be used to retrieve data about lift usage and lifting patterns. When the data is linked to work-related injury among the employees, it can be a helpful tool for the employers to reduce injuries. Furthermore Molift Service Tool can improve efficiency as it indicates whether the types of lifts in use are suitable for the patient group and their needs.





# Molift Nomad

The portable low weight lift, suitable for all day-to-day operations.

## Low weight - high lifting capacity

The weight of the Molift Nomad is only 15 lbs. Despite the low weight it has a lifting capacity up to 562 lbs. Molift Nomad has a unique curved design and the integrated 4-point sling bar, used with any Molift sling, provides the user with a comfortable and spacious position. Molift Nomad is equipped with numerous safety features such as electronic overload protection, electrical emergency lowering and emergency stop.

## Easy room-to-room transfer

Molift Nomad has integrated carry handles for easy handling. The connection is easy and no tools are required. In combination with the special designed trolley, Molift Nomad can be used to climb from one rail system to another without a transition rail. This results in easy transfer from room to room. By using Molift Nomad Extension Arm the lift can easily be connected and disconnected to the trolley from the floor. Molift Nomad Cart is ideal for storing and transporting the lift.



## Features

- Low weight and high lifting capacity
- Portable ceiling lift
- Climbing room to room
- Easy connection without tools to trolley
- Integrated 4-point sling bar



# Ceiling Lifts

Molift Ceiling Lifts and Molift Rail System are the optimal solutions to assist caregivers. The lifts are intuitive and safe to use and can solve all lifting needs for disabled people and improve accessibility to the user and increases caregiver and user safety.

Description	Item no.	Dimensions	
Molift Nomad 205 (SWL 451 lbs)	22205	Length	20.55 in
Molift Nomad 255 (SWL 562 lbs)	22255	Width	8 in
		Height	13 in
Accessories	Item no.	Weight	
Weight scale, class III	1100253	Total weight	15 lbs
Cart	1200005		
Extension arm L:35.5 in	1200004	Technical	
Extension arm L:41.5 in	1200006	Battery	NiMh 26.4 V - 2.6 Ah
		Battery charge time	approx. 3 hours
		Lifting speed	1.18 in/sec
		Rated performance	80 lifts/165 lbs/20 in
		Lifting range	Up to 79 in
		Material	Reinforced composite and aluminum
			Alk. 70% pH 5-9 
			For more information visit etac.com



# Molift Air

Improves the working environment for caregivers and reduces the risk of strain injuries by eliminating strenuous manual lifting.

## Dignified quality of care

Molift Air is a smart and user-friendly family of ceiling lifts, with outstanding lifting capacity for users up to 500 kg. The lifts are suitable for sitting and horizontal transfers as well as standing and gait training situations.

With the Molift Rail System and a wide range of accessories, Air ceiling lifts offer great flexibility and eliminate strenuous manual lifting in a variety of care situations. The caregivers get a better work situation and the user a more comfortable and dignified quality of care. Molift Air frees up time for staff so that they can devote more time to the users and/or other tasks. A very important aid and a complete solution with patient handling.



## Features

- Small lift with great lifting capacity
- Flexible solutions
- Many variants for different needs
- Low lifecycle cost
- Silent and soft operation



## Light and flexible

Molift Air is used with fixed ceiling rails or portable free-standing systems. The lift is easy to remove and replace during installation and servicing, due to very low weight and the clever quick-release function. Together with all safety features, a large lifting range and the multiple sling bar range, is this the complete solution in all health care settings.

Molift Air can easily be adapted to other manufacturers rail systems on the market.



Variant	Battery	Item no.	Accessories	Item no.
Molift Air 200	SLA	M26200	Sling bars	see page for sling bars
Molift Air 205	NiMH	M25205	Weight scale	see page for sling bars
Molift Air 205 Propulsion	NiMH	M26205	Room to room transfer unit	2510295
Molift Air 205 IRC	NiMH	M27205		
Molift Air 205 IRC Propulsion	NiMH	M28208		
Molift Air 300	NiMH	M25300		
Molift Air 300 Propulsion	NiMH	M26300		
Molift Air 300 IRC	NiMH	M27300		
Molift Air 300 IRC Propulsion	NiMH	M28300		
Molift Air 350	SLA	M26350		
Molift Air 350	Lithium	M26351		
Molift Air 350 Propulsion	SLA	M26352		
Molift Air 350 IRC and Propulsion	SLA	M26353		
Molift Air 350 IRC	SLA	M26354		
Molift Air 500	SLA	26500		

For complete variant matrix, contact your local distributor.

### Material

Aluminum, plastic



For more information visit [etac.com](http://etac.com)



Facts	Molift Air 200	Molift Air 205	Molift Air 300	Molift Air 350	Molift Air 500
Maximum user weight (SWL)	450 lbs	450 lbs	660 lbs	770 lbs	1100 lbs
Total weight (with SLA battery)	19 lbs	19 lbs	19 lbs	19 lbs	33 lbs
Length	14 in	14 in	14 in	14 in	14 in
Width	7.5 in	7.5 in	7.5 in	7.5 in	10 in
Height	7.5 in	7.5 in	7.5 in	7.5 in	7.5 in
Battery	26.4 V SLA 2.6 Ah	26.4 V NiMH 2.2 Ah	26.4 V NiMH 2.2 Ah	26.4 V SLA 2.6 Ah	26.4 V SLA 2.6 Ah
Battery charger	100-240 V AC, 40-60 Hz	100-240 V AC, 50-60 Hz	100-240 V AC, 50-60 Hz	100-240 V AC, 40-60 Hz	100-240 V AC, 40-60 Hz
Battery charge time	6 hrs	6 hrs	6 hrs	6 hrs	6 hrs
Motor	24 V DC	24 V DC	24 V DC	24 V DC	24 V DC
Lifting interval	118 in	118 in	118 in	102 in	118 in
Lifting speed 165 lbs	2.36 in/sec	2.36 in/sec	2.36 in/sec	2.36 in/sec	1.18 in/sec
Expected lifetime	30 000 lifts SWL/10 yrs	30 000 lifts SWL/10 yrs	30 000 lifts SWL/10 yrs	30 000 lifts SWL/10 yrs	30 000 lifts SWL/10 yrs
Molift Service Software	Included	Included	Included	Included	Included
Emergency lowering	Mechanical and electrical				
Emergency stop	Reachable from floor with string. Reset possible from floor				
Protection class	IPX4	IPX4	IPX4	IPX4	IPX4



# Molift Rail System

A cost-effective and flexible solution for all environments

## Efficient installation process

Molift Rail System has rail profiles with innovative solutions for integration into all types of ceilings and walls. The wide range of fixing options results in making it one of the most most efficient installation processes in the market. It is easily integrated and is aesthetically adjusted to the design and architecture of the room. The range of switches and other transition options makes the rail system extremely flexible.

## Customized capacity

Depending on the different needs and choice of the lift motor, the Molift Rail System can be constructed from 352 up to 1100 lbs.

## Cost effective solutions

The efficient installation process, the flexibility and the many features make Molift Rail System a cost-effective, competitive and profitable investment for hospitals, institutions, health care settings and the home. This helps create a practical and efficient workplace for nurses and caregivers, as well as an attractive environment for patients and visitors.

## Flexible system

- Easy to install.
- Various weight classes.
- A variety of installation options – integrated in, or under the false ceiling, on the wall, on the floor with upright supports, etc.
- Can be installed in all types of ceilings, walls and floors.

<b>Possibilities</b> Straight profiles Curves - 30, 45, 60 and 90 degrees Fixed brackets, telescope brackets Flexible traverse options Traverse switch Rail switch In-rail charging Curtain pass through	<b>Rails</b> 3 dimensions: Height: 2.4, 4.4, 5.6 in  <b>Max distance between fixtures</b> Up to 236 in  <b>Switches</b> Rail switch Traverse switch
<b>Maximum user weight (SWL)</b> 352-1100 lbs	
<b>Colors</b> White	

### Traverse rail system

One of the most flexible solutions on the market, covering all needs of lifting, regardless of renewal or equipment changes in the room.

### Traverse switch

Enables two different rail systems to be connected, for example between a traverse system and a single rail. Very useful for transfers from one room to another.

### Single rail system

Straight rail and/or curve rails gives a simple and effective patient transfer for the most common lifting situations such as bed-to-wheelchair lifting.

### Room to room transfer

When transfer is needed from one room to another or from one rail system to the next system, Molift can provide Room to Room function (Climbing), switch systems or continuing rail systems through doorways etc.

### Rail switch

Rail Switch - enables a change of direction of single rails, for example from a straight rail to a curve rail.



### In-rail charging

In rail charging allows the lift to charge batteries automatically anywhere in the system. This way the lift is always ready for operation. In-rail charging can be mounted in straight rail and traverse rail systems only.

### Integrated rail

Integrated Rail System - a single integrated rail offers a very discrete and clean solution.

### Curtain pass through

Curtain pass through allows gaps for curtains mounted in the ceiling of the ward. This means several beds can share one motor, and still maintain privacy when individual nursing is required.

### Wall mounted rails

Wall mounted rails - if the ceiling cannot support the system, it is possible to mount the rail on the wall.



# Sling bars for Molift ceiling lifts

Lightweight sling bars with quick release coupling for easy change

Molift aluminum sling bars fit new and older lifts. The lightweight sling bar has a quick-release coupling, which makes it very easy for the caregiver to change.

The weight scale is class III approved and complies to all technical standards. It can calculate BMI (Body mass index) at the touch of a button.



### Molift Air 2-point sling bar

Aluminum/zink, SWL 770 lbs

- Small .....2530115
- Medium.....2530120
- Large.....2530125



### Molift Air 4-point bariatric pigtail sling bar

Steel, SWL 1100 lbs

- Large.....2510435



### Molift Air 2-point pigtail sling bar

Aluminum, SWL 770 lbs

- Small .....1830033
- Medium.....1830032
- Large.....1830031



### Molift Air 8-point sling bar

Steel, SWL 660 lbs

- Medium.....2140003



### Molift Air 4-point sling bar

Aluminum/zink, SWL 770 lbs

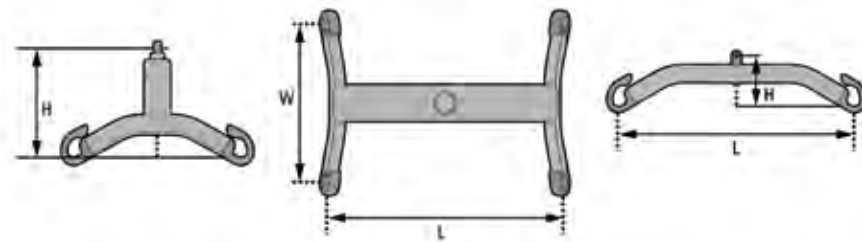
- Small .....2530210
- Medium.....2530211
- Large.....2530212
- Extra large.....2530213



### Weight scale Molift Air

(not available for 8-pt sling bar)

- Scale SWL 660 lbs .....1840000
- Scale SWL 880 lbs.....1431021



Dimensions (in)	Small	Medium	Large	Extra large
2-point Sling bar	H5.1 x L13.8	H5.1 x L17.7	H5.1 x L21.7	-
2-point Sling bar pig tail	H5.9 x L15.7	H5.9 x L19.7	H5.9 x L23.6	-
4-point Sling bar	H8.3 x W11.8 x L13.8	H9.5 x W11.8 x L17.7	H9.5 x W13.7 x L21.7	H9.5 x W13.7 x L25.6
4-point Sling bar pig tail	-	-	H7.8 x W21.6 x L21.6	-
8-point Sling bar	-	H16.5 x W36.2 x L56.3	-	-

# Molift Quattro

The temporary lift solution with excellent stability

## A free-standing traverse gantry

Molift Quattro is a free-standing lift unit that offers a (four post) Traverse System which is the best solution for temporary lifting needs or when the facility is not built for fixed installations. The gantry is easy to install without the need to mount additional fixtures on walls or ceilings. It is ideally suited for temporary lift applications in nursing or private homes.

## For overhead lifting situations

The traverse has a lightweight aluminum frame and four steel posts that provides excellent stability and covers the surface of the lifting requirement. Molift Quattro solves all overhead lifting situations together with the Molift Air or Molift Nomad lift motor and a sling. With a lifting capacity of max 660 lbs, it is ideal for lifting and transferring a person from or to bed, floor, chair, wheelchair, toilet etc.

## Features

- Easy to install - designed for quick installation by two persons (preferably).
- No wall or ceiling mounting is required.
- Supreme stability and maneuverability .
- Easy to charge - the lift motor can easily be charged through the hand control or through the in-rail charging option.



Description	Item no.	Internal height	86 in	Expected Lifetime:
Molift Quattro 3	1600030	Width/Depth	124 - 164 in	30 000 lifting cycles (SWL) or 10 years
Molift Quattro 4	1600035	Maximum internal space	118/157 x 86 in	
		The length of the posts are fixed. The lowest allowed distance from floor to ceiling is 94.4 in.		
Accessories	Item no.	<b>Material</b>		
Adjustable foot (set of 4)	1610200	Steel, aluminum, plastic		
Dimensions		<b>Weight</b>		
Boom lengths	118/158 in	Total weight Quattro 3 (complete unit) 245 lbs		
Height	92 in	Total weight Quattro 4 (complete unit) 291 lbs		
Height with adjustable feet	93 - 96 in	<b>Technical</b>		



For more information visit etac.com



# Molift Duo

A flexible and free standing gantry system for temporary lift situations

## The easy solution for most room sizes

Molift Duo offers a system that is easy to install without being fixed to the ceiling or walls. It is ideally suited to temporary lift applications in hospitals, nursing homes or private homes. In combination with Molift Air or Molift Nomad lift and a sling, Molift Duo solves most overhead lifting situations, whatever the environment. With a lifting capacity of 660 lbs, it is ideal for lifting and transferring a person from or to; bed, floor, chair, wheelchair, toilet etc.

## Lightweight construction

Molift Duo has a lightweight aluminum construction and a functional design which makes the gantry system easy to install, dismantle and move elsewhere.

This 2-post gantry system has a rail length between 79 in and 138 in and has 4 step adjustable heights up to 100 in, making this free standing lift unit suitable for all bed and room sizes.

## Features

- Easy to install - due to the lightweight system, it is easy to install the gantry and move it to a new location.
- Supreme stability - the gantry system has supreme stability and a functional design.
- Adjustable height - height positions can be set at four fixed positions from 88 in up to 100 in. Adjust the height with the quick release pin.
- Charging of lift motor - Molift lift motors can easily be charged through the hand control or optionally through in-rail charging.



Description	Item no.	Dimensions	Material
Molift Duo 2000	1600013	Rail lengths 79/98/118/138 in	Anodized aluminum, Plastic
Molift Duo 2500	1600015	Height 88 - 100 in	 For more information visit <a href="http://etac.com">etac.com</a>
Molift Duo 3000	1600017	Depth 47 in	
Molift Duo 3500	1600019	Maximum internal space 138 x 94 in	
		<b>Weight</b>	
		Total weight (complete unit) 83 - 97 lbs	

## Stretchers

Molift offers a range of accessories for different needs. One of them is the unique Molift Strecher which can be used directly on a standard Molift 4-point sling bar.



# Molift RgoSling Fabric Stretcher

A soft fabric lifting device for horizontal transfers at hospitals and institutions

## The soft stretcher option

Molift RgoSling Fabric Stretcher is a soft fabric lifting device for hospitals and institutions. It is designed for horizontal transfers. Molift RgoSling Fabric Stretcher is suitable when lifting in a normal sling would be inappropriate due to medical conditions, for example comatose or sedated clients that require a stable recumbent position. It is a comfortable alternative to a stretcher. Molift RgoSling Fabric Stretcher is compatible with Molift Partner 255 and Molift Air.

## 8-point sling bar

Lifting with this product requires an 8-point sling bar. The sling bar is compatible with Molift Partner 255 and Molift Air. Molift Fabric Stretcher has integrated lifting straps that are hooked directly to the sling bar, with some possibilities to adjust in length by using the loops. The multiple lifting points provide an open and stable horizontal transfer.



## Features

- Molift RgoSling Fabric Stretcher is suitable when lifting in a normal sling would be inappropriate due to medical conditions.
- The application is easily performed, with an Immedia SlingOn, when the client is in a horizontal position.
- Open and stable horizontal lifting - the 8-point sling bar with multiple lifting points provides an open and stable horizontal transfer.

Description		Item no.	Material
Molift RgoSling Fabric Stretcher M		1721520	Molift Fabric Stretch: Polyester   * The safe working load will always dependent on the lifts safe working load when less than the Fabric Stretcher. For more information visit <a href="http://etac.com">etac.com</a>
Molift RgoSling Fabric Stretcher L		1721530	
Molift RgoSling Fabric Stretcher XL		1721540	
Dimensions			
Length outer	Medium	68 in	
	Large	68 in	
	Extra large	72 in	
Width outer	Medium	18 in	
	Large	25 in	
	Extra large	35 in	

# Molift Stretcher

A scoop stretcher, ideal for horizontal lifting situations

## Easy to use

Molift Stretcher is a scoop stretcher for hospitals and institutions. It is designed for horizontal transfers and when sling lifting is considered inappropriate due to medical conditions. Molift Stretcher is an optimal solution for transfer of clients who are comatose or sedated, as well as clients with suspected spinal injuries and/or multiple fractures.

## Ideal for emergency care

In combination with Molift standard 4-point sling bar, it is ideal for emergency care needs, when time is critical and the patient has limited mobility. Molift Stretcher can be divided in two parts in length and is therefore easy to place under the client.

Molift Stretcher has five handles along each side, which provides a manual lifting alternative from the floor and allows horizontal and lateral transfer between beds and surfaces.



## Features

- A unique patented scoop design, for safe and efficient moving.
- Low total weight and easy to carry.
- A safe locking system - easily opened when unloaded - completely locked when loaded.
- Many possible uses and compatible with X-ray, CT and MRI. Designed for minimal shadow in X-ray.



Description	Item no.	Dimensions	
Molift Stretcher MRI	2150108	Height Length outer Width outer	5 in 78 in 25 in
<b>Material</b> Plastic composite body Stainless steel locks		<b>Compatibility</b> Molift Stretcher MRI: Compatibility with MRI. Approved for X-ray and CT-scan	 * The SWL always dependent on the lifts SWL when less than the stretcher. For more information visit <a href="http://etac.com">etac.com</a>
<b>Weight</b> Total weight			32 lbs



**Sliding loops**

Sliding loops on head straps. Making a smooth transfer from lying to sitting position. Ensures a comfortable and safe position for the patient.

**Color coding**

Color coding of lifting loops helps you find the right fit.

**Comfortable padding**

Padding in back and leg support distributes the weight over a larger area, making the sling more comfortable for the user.

**Labeling**

Clear, practical information on a highly visible label. Washing instructions and technical information are found in a protective pocket at the back.

**Guide straps**

Guide straps assist with positioning during the lifting process.

**Application pocket**

Pockets in the back and on the leg supports make application easier.



## Molift RgoSlings

Molift has a long reputation for manufacturing high quality lifts and slings. RgoSling is a portfolio of 4-point slings developed to meet the demands for the everyday needs in healthcare.

**Standard models: HighBack and MediumBack**

Our standard models are designed for use in the usual transfer situations and are suitable for most users. The standard models are available in two back heights: HighBack and MediumBack.

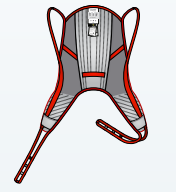
**Models with specific features**

We know that users have many different requirements, so we've designed additional models with specific features to meet their needs, including the RgoSling Toilet and RgoSling Amputee.

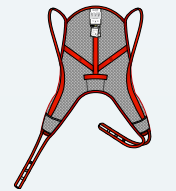
## Molift RgoSling 4-point

Molift RgoSlings offer a wide range of models and sizes ensuring we have a solution, whatever the users requirements. Molift RgoSlings are designed for a 4-point sling bar.

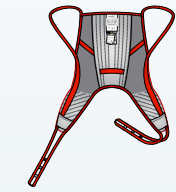




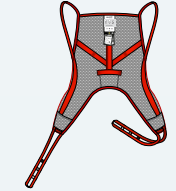
HighBack padded



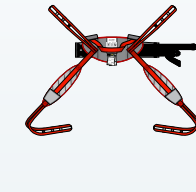
HighBack net



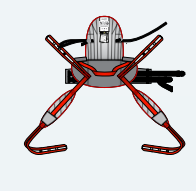
MediumBack padded



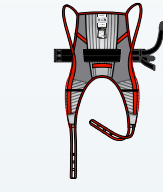
MediumBack net



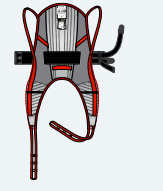
LowBack



HighBack



MediumBack



HighBack

### Molift RgoSling HighBack

Standard leg support opening

- Sliding loops on head straps.
- Support for the entire back and the head.
- Lifting to and from a lying or a sitting position.
- All-round sling that fits most users.
- Lifting from floor.

### Molift RgoSling MediumBack

Standard leg support opening

- Sliding loops on head straps.
- Suitable for a user with head control.
- All-round sling that fits most users.
- Adjust the sitting angle by the leg straps.

### Molift RgoSling Toilet

Wide leg support opening

- Fixed loops.
- Easy access sling, facilitate dressing and undressing.
- For users with good core stability and muscle tone.
- Comfortable padding.
- Flexible leg support.
- Belt included - for extra security.

### Molift RgoSling Amputee

Narrow leg support opening

- Sliding loops on head straps.
- For users with an amputated leg or a user with reduced core stability or muscle tone.
- Ideal solution for user with a high amputee.
- Comfortable padding.
- Belt included - for extra security.

Size	HighBack padded	HighBack net	Size	MediumBack padded	MediumBack net
XXS	1720200	1720400	XXS	1720100	1720300
XS	1720210	1720410	XS	1720110	1720310
S	1720220	1720420	S	1720120	1720320
M	1720230	1720430	M	1720130	1720330
L	1720240	1720440	L	1720140	1720340
XL	1720250	1720450	XL	1720150	1720350
XXL	1720260	1720460	XXL	1720160	1720360

Maximum SWL: 660 lbs  
HighBack padded XL - XXL SWL: 770 lbs

Maximum SWL: 660 lbs  
MediumBack padded XL - XXL SWL: 770 lbs

Size	LowBack	HighBack	Size	MediumBack	HighBack
XXS	1720500	1720600	XXS	1721100	1721200
XS	1720510	1720610	XS	1721110	1721210
S	1720520	1720620	S	1721120	1721220
M	1720530	1720630	M	1721130	1721230
L	1720540	1720640	L	1721140	1721240
XL	1720550	1721450	XL	1721150	1721250
XXL	1720560	1720660	XXL	1721160	1721260



### Molift RgoSling Shadow

Standard leg support opening

- Sliding loops on head straps.
- Suitable for users in molded seats.
- No straps, seams, pockets or lables in contact with the user.
- Polyester net with thin webbing: no straps, seams, pockets or labels in the contact surface to the user.

### Molift RgoSling Comfort HighBack

Full body support sling without split leg

- Full body and head support.
- Can be left in the wheelchair underneath the user.
- Polyester net which provides good ventilation.
- Red seam indicating the center line of the back, to facilitate correct application.

### Molift RgoSling Ambulating Vest

For gait training with assistance

- 4 straps with fixed loops.
- Self tightening strap in the waist.
- Standing or balance exercise.
- Double buckles for extra security.
- Standard polyester fabric with padding.
- Padded groin straps are ordered separately.

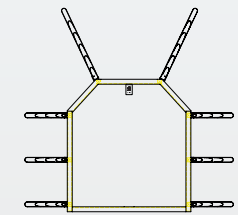
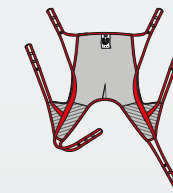
### Molift RgoSling Fabric Stretcher

A soft fabric lifting device for horizontal transfers

- Molift RgoSling Fabric Stretcher is suitable when lifting in a normal sling would be inappropriate due to medical conditions.
- Application easily performed.
- Standard polyester fabric with padding of the head part.
- Used with an 8-point sling bar.

Size	HighBack	Size	HighBack
XXS	1722900	XS	1721410
XS	1722910	S	1721420
S	1722920	M	1721430
M	1722930	L	1721440
L	1722940	XL	1721450
XL	1722950	XXL	1721460

Size	Item no	Size	Width x Length	Item no
XXS	1721300	M	18 x 69 in	1721520
XS	1721310	L	25 x 70 in	1721530
S	1721320	XL	35 x 72 in	1721540
M	1721330			
L	1721340			
XL	1721350			
Size	Groin straps	Item no		
XXS-XS		1721700		
S-M	single pack (order two for a pair)	1721720		
L-XL		1721740		



### Molift RgoSling MediumBack Plus

Full body support for users weighing from 352 lbs

- Provides full body support
- Straps with fixed loops and multiple height options
- Comfortable padded leg-support with dual straps
- Color coded straps
- Split leg opening
- Can be used with a separate headrest

### Molift RgoSling Repositioning sheet

An in-bed lift and positioning sheet

- Turning and transferring patients higher in the bed.
- Lifting from bed to another supine surface, stretcher etc.
- Stays in bed - for comfortable and dignified care.
- Facilitates care situations - saves time for caregivers.
- Color coded straps facilitate communication when attaching the straps equally on both sides.

Size	MediumBack Plus	Size	Quantity	Repositioning sheet
L	1721940	L 53 x W 51 in	1 pc	1721570
XL	1721950	L 53 x W 51 in	10 pcs	1721570-C
Maximum SWL: 1100 lbs		Maximum SWL: 1100 lbs		



**Adjust with fixed loops**

Lifting loops on both head and leg supports allow the distance to the sling bar and the user's sitting angle to be adjusted.

**Color coding**

Color coding of lifting loops helps you find the right fit.

**Comfortable padding**

Padding in back and leg support distributes the weight over a larger area, giving a much more comfortable lift for the user.

**Labeling**

Clear, practical information on a highly visible label. Washing instructions and technical information are found in a protective pocket at the back.

**Guide strap**

Guide straps assist with positioning during the lifting process.

**Application pocket**

Pockets in the back and on the leg supports make application easier.



## Molift EvoSlings

Molift has a long reputation for manufacturing high quality lifts and slings. EvoSling is a portfolio of 2-point slings developed to meet the demands for the everyday needs in healthcare.

**Standard models: HighBack, MediumBack & LowBack**

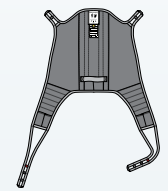
Our standard models are designed for use in the usual transfer situations and are suitable for most users. They are available in three different back heights: HighBack, MediumBack and LowBack. The padded version has polyester fabric with padded back and legs and net version has polyester net with padded legrests.

**Models with specific features**

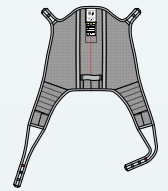
We know that users users have many different requirements, so we've designed additional models with specific features to meet their needs, including the EvoSling Hygiene and EvoSling Ampu.

# Molift EvoSling 2-point

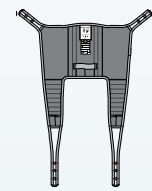
Molift RgoSling offer a wide range of sling models and sizes ensuring we have a solution, whatever the users requirements. Molift EvoSlings are designed for a 2-point sling bar.



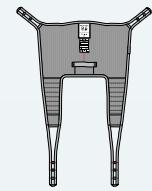
HighBack padded



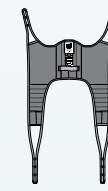
HighBack net



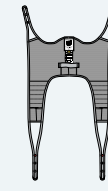
MediumBack padded



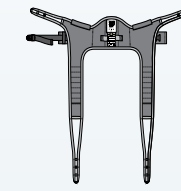
MediumBack net



LowBack padded



LowBack net



LowBack



### Molift EvoSling HighBack

Standard leg support opening

- Support for the entire back and the head.
- Lifting to and from lying or sitting position.
- Lifting from the floor.
- All-round sling that fits most users.
- Net version has padded legs for extra comfort.

### Molift EvoSling MediumBack

Standard leg support opening

- Suitable for a user with head control.
- All-round sling that fits most users.
- Net version has padded legs for extra comfort.

### Molift EvoSling LowBack

Standard leg support opening

- Suitable for users with head control.
- Comfortable reclined sitting position.
- All-round sling that fits most users.
- Net version has padded legs for extra comfort.

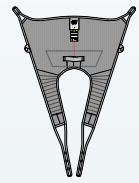
### Molift EvoSling Hygiene

Wide leg support opening

- Comfortable padding.
- Belt for extra security.
- For users with good core stability and muscle tone.
- Easy access sling, facilitate dressing and undressing.

Size	HighBack padded	HighBack net padded	Size	MediumBack padded	MediumBack net padded
XS <input type="checkbox"/>	1722810	1722710	XS <input type="checkbox"/>	1723010	1723110
S <input checked="" type="checkbox"/>	1722820	1722720	S <input checked="" type="checkbox"/>	1723020	1723120
M <input checked="" type="checkbox"/>	1722830	1722730	M <input checked="" type="checkbox"/>	1723030	1723130
L <input checked="" type="checkbox"/>	1722840	1722740	L <input checked="" type="checkbox"/>	1723040	1723140
XL <input checked="" type="checkbox"/>	1722850	1722750	XL <input checked="" type="checkbox"/>	1723050	1723150
XXL <input type="checkbox"/>	1722860	1722760	XXL <input type="checkbox"/>	1723060	1723160

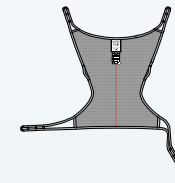
Size	LowBack padded	LowBack net padded	Size	LowBack padded
XS <input type="checkbox"/>	1722310	1722510	XS <input type="checkbox"/>	1722210
S <input checked="" type="checkbox"/>	1722320	1722520	S <input checked="" type="checkbox"/>	1722220
M <input checked="" type="checkbox"/>	1722330	1722530	M <input checked="" type="checkbox"/>	1722230
L <input checked="" type="checkbox"/>	1722340	1722540	L <input checked="" type="checkbox"/>	1722240
XL <input checked="" type="checkbox"/>	1722350	1722550	XL <input checked="" type="checkbox"/>	1722250
XXL <input type="checkbox"/>	1722360	1722560	XXL <input type="checkbox"/>	1722260



MediumBack net padded



HighBack net



MediumBack



### Molift EvoSling Ampu MediumBack

Narrow leg support opening

- For users with an amputated leg or a user with reduced core stability or muscle tone.
- For user with headcontrol.
- Anti-slip material on part of the inside.
- Reclined sitting position.
- Comfortable leg padding.
- Polyester net.

### Molift EvoSling Shadow HighBack

Standard leg support opening

- For users who need extra support.
- Suitable for user in moulded seats.
- Six straps gives more support, security and flexibility.
- Arms can be placed inside or outside the sling.
- Polyester net with thin webbing: no straps, seams, pockets or labels in the contact surface to the user.

### Molift EvoSling Comfort MediumBack

Full body support sling without split leg

- Ideal for users with joint problems or sensitivity to pain.
- Can be left in the wheelchair underneath the user.
- Polyester net, which provides good ventilation.
- Red seam indicating the center line of the back, to facilitate correct application.

### Molift EvoSling FlexiStrap

Avoids heavy lifting of a leg or an arm

- Lifts a leg or arm to avoid heavy lifting.
- The FlexiStrap available in two widths.
- Padded polyester for comfortable lifting.
- Pocket on one side to facilitate application.

Size	MediumBack net padded	Size	HighBack
XS	1723210	XXS	1723900
S	1723220	XS	1723910
M	1723230	S	1723920
L	1723240	M	1723930
XL	1723250	L	1723940
XXL	1723260	XL	1723950

Size	MediumBack net	Version	Width x Length	FlexiStrap
XS	1722610	Molift EvoSling FlexiStrap, standard	6 x 37 in	1723310
S	1722620	Molift EvoSling FlexiStrap, wide	10 x 37 in	1723330
M	1722630			
L	1722640			
XL	1722650			
XXL	1722660			



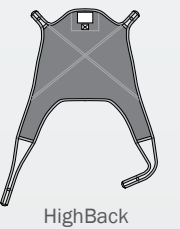
**Straps with 2 heights**  
Straps with 2 different height settings.

**2-point or 4-point**  
The Molift UnoSling is suitable for use with either 2-point or 4-point sling bar.

**Comfortable support**  
Support for the entire back and the head.

**Label with user's name**  
At the back: large, clear label with practical information. The size is shown clearly and it is easy to add the user's name, which ensures safe use.

**Disposable product**  
All-round sling that fits most users.



### Molift UnoSling HighBack

#### Standard leg support opening

- A personal disposable sling for short-term use.
- Lifting to and from lying or sitting position.
- Support for the entire back and the head.
- For environments with a short term need for a sling, Can be used several times by the same user.






Disposable product supplied in packaging which makes it easy to store and take out a new sling when needed.

# Molift UnoSling


Slings for short-term use are specific to a single user, a patient specific sling. An effective solution for preventing the transmission of infection.

Molift UnoSlings are designed to fit a 2-point or a 4-point sling bar.

Size	Number in package	Art. no.	Disposable product
S	20	3060020	Do not wash. The UnoSling should be discarded when the user no longer needs it, or if it becomes damaged or dirty.   max 300 kg / max 660 lbs 
M	20	3060030	
L	20	3060040	
XL	20	3060050	
XXL	10	3060060	

# Facts

## Materials



### Polyester

The standard polyester fabric is durable and hard wearing. The material is easy to maintain and has a dirt repellent surface.



### Polyester net

Hard wearing and durable soft net fabric, breathes well and dries quickly. Suitable for shower and bathing situations.



### Non-woven

Polypropylene non-woven. Patient specific slings when the sling is for short term use.



### Durable polyester

Extra strong durable polyester fabric for products that has a weight limit up to 500 kg. The material is easy to maintain and dries quickly.



# Molift sling accessories



### Molift EvoSling Support

Accessories for slings without head support  
The head support is attached to the sling and its length can be adjusted as required using the plastic buckle. It gives the user support for the head and is a useful addition when the user requires more support.



### Molift EvoSling Soft Padding

For pressure-sensitive users  
EvoSling Soft Padding consists of pressure-relieving padded sleeves which are slipped over the leg parts of slings with split-leg support. Washing 40 °C / 104 °F.



### Molift RgoSling Extension Loops

Straps for easier adjustment  
RgoSling: Used to extend the lifting straps, flexible for 3 different length.  
N:B: Order 2 for a pair.



### Molift EvoSling Extension Loops

Straps for easier adjustment  
Used to extend the lifting straps or to keep the leg supports together.  
N.B: Order 2 for a pair.



### Molift Strap Marker

For marking a selected lifting loop for head or leg support lifting straps. Mark the lifting loops selected during individual testing of the sling.



### Immedia SlingOn

When the user can't be turned onto their side Immedia SlingOn used with a folding technique makes it possible to apply the sling without first turning the user over to the side. Washing in 80 °C or 176 °F.

## Detailed information

Size	Recommended user weight
XXS	12 - 17 kg
XS	17 - 25 kg
S	25 - 50 kg
M	45 - 95 kg
L	90 - 160 kg
XL	160 - 240 kg
XXL	230 - 300 kg

### Washing instructions



Washing temperature 60-85 °C / 140-185 °F  
Washing at higher temperatures wears out the material faster.



All slings have a maximum user weight of 300 kg.  
Some exceptions exist which are specified under each product.



Product	item no.	
Molift EvoSling Support	1723400	
Product (sold in pairs)	Size	item no.
Molift EvoSling Soft Padding	XS - M	1723710
Molift EvoSling Soft Padding	L - XXL	1723740
Molift EvoSling Hygiene Soft Padding	S - XXL	1723810
Product	Extension	item no.
Molift RgoSling Extension loops (flexible)	+2.3, 7 or 10.2 in	1721600

Product	Extension	item no.
Molift EvoSling Extension loop	+3.5 in	1723510
Molift EvoSling Extension loop	+7 in	1723520
Product (sold in pairs)	item no.	
Molift Strap Marker	1723600	
Product (sold in pairs)	Size	item no.
Immedia SlingOn - Small	31 x 39 in	IM437/S
Immedia SlingOn - Medium	31 x 67 in	IM438
Immedia SlingOn - Large	47 x 59 in	IM437





Etac is a world-leading developer and provider of ergonomic assistive devices and patient handling equipment. Our heart lies in the solutions that optimize quality of life for the individual, their family and caregivers.

For the latest news and continuously updated product information – visit: [www.etac.us.com](http://www.etac.us.com)

Etac - United States  
13137 Bleinheim Lane  
Matthews, NC 28105  
+1 844-US-MOBILITY (844-876-6245)  
[www.etac.us.com](http://www.etac.us.com)

  
Creating Possibilities