



Sling selector guide

The choice of the patient sling

Effective and safe patient transfers are significantly affected by a crucial yet often overlooked factor—the choice of the patient sling. Serving as the vital interface to the user, the sling plays an essential role in ensuring both comfort and safety during transfers.

Lots of options

The selection of a suitable sling encompasses a multitude of parameters to consider, contributing to the wide and diverse range of options available.

Consider the patients mobility level

The user's mobility level and health condition demand careful evaluation when considering alternatives, to prevent potential risks during transfers.

For instance, individuals with reduced head stability should not use low back slings lacking adequate head support.



Type of transfer

Furthermore, the nature of the transfer itself impacts the choice of sling model and material.

Whether it's a seated, supine, or active transfer, or whether the sling will be utilized for toileting or showering purposes, these considerations significantly influence the ideal sling selection.

Sizing and body shape

Identifying the appropriate sling for a specific user must also account for the user's body shape and measurements.

An ill-fitting sling, whether too small or too large, not only compromises comfort but also poses risks such as discomfort, pain, or the potential for the user to slip out of the sling.

Testing for safety

Within this document, our aim is to comprehensively guide you through all the critical aspects to contemplate when selecting a sling. It's imperative to emphasize that the chosen sling must be tested with the individual user in the intended lifting situation. As caregiver, you are responsible for the safety of the user.



How to use this guide

1 Learn about the different type of transfers

- Active sit-to-stand transfer
- Walking and gait training
- Lateral transfer or repositioning in bed
- Seated transfer

2 Understand how user functionality and unique situation influence the choice of sling model

3 Learn how to measure the user and find the correct sling size



What kind of transfer or patient handling task is to be performed?

Active sit-to-stand transfer



For an active sit-to-stand transfer a documented risk assessment of the individual user and transfer situation is required. The user should be able to follow instructions, maintain a good core stability and load at least one leg.

Consider:

Depending on lifting arm and sling attachment principle.

- Molift RgoSling Active
- Molift RgoSling StandUp
- Etac Nova StandUp
- Molift UnoSling StandUp

Walking or gait training



Prescribing a vest for walking or gait training using Molift Air, Mover or Partner also requires a risk assessment documenting that the user is able to handle load on the legs and have core stability.

Consider:

- Molift RgoSling Ambulating Vest
- Molift UnoSling Ambulating Vest

Lying transfer or repositioning




A sheet or stretcher for a lying transfer or repositioning is the answer when the user lacks the ability to reposition themselves in bed or when a seated transfer would be inappropriate due to medical conditions; e.g. comatose or sedated patients that require a stable recumbent position.

Consider:

- Molift RgoSling Fabric Stretcher
- Molift RgoSling Repositioning Sheet
- Molift RgoSling Repositioning Sheet Full Length
- Molift EvoSling FlexiStrap
- Molift UnoSling Repositioning Sheet
- Molift UnoSling LimbLift

Seated transfer



Choosing the optimal sling for a seated transfer is in many cases the most complex sling assessment; several questions must be answered and merged into one decision.

Please see:

Sling selection guide - Seated transfer on page 8-9

Considerations regarding type of sling for seated transfer

Each answer brings you closer to the right sling choice.

Does the user lack or have reduced head stability?

Yes - Make sure to use a sling with high back support.



Does the user lack or have reduced trunk stability?

Yes - Make sure to NOT use a sling with a wide leg-opening, such as toilet and hygiene slings.



Does the user have an above-the-knee amputation?

Yes - Make sure to use a sling with a narrow leg-opening, for instance an amputee sling.




Is the user supposed to remain seated on the sling, e.g., in a wheelchair?

Yes - Use a sling in a suitable material (ex. net) without split leg-opening, such as a Comfort or Shadow sling.



Will the sling likely get wet, for instance if used for bathing?

Yes - Consider using a sling in net material which dries more quickly.



Is there a need to facilitate undressing when the user is hoisted e.g., for toileting?

Yes - Use a sling with a wide leg-opening, like a toilet sling. As long as you make sure the user has trunk stability.



Does the user weigh more than 350 kg/770 lbs?

Yes - Make sure to use a sling with a high enough SWL, e.g., Molift RgoSling MediumBack Plus (SWL 500 kg / 1100 lbs).



Sling selection guide

Seated transfers



Sling category	Sling model	Does the user lack or have reduced head stability?	Does the user lack or have reduced trunk stability?	Is there a need to facilitate undressing when the user is lifted, e.g., toileting?	Is the user supposed to remain seated on the sling, e.g., in a wheelchair?	Will the sling likely get wet, for instance if used for bathing?	Does the user have an above-the-knee amputation?	Does the user weigh more than 350 kg/770 lbs?
High back slings	Molift RgoSling Highback Padded	✓	✓					
	Molift RgoSling Highback Net	✓	✓			✓		
	Molift EvoSling Highback Padded	✓	✓					
	Molift EvoSling Highback Net Padded	✓	✓			✓		
	Molift UnoSling Highback	✓	✓					
Medium back slings	Molift RgoSling Mediumback Padded		✓					
	Molift RgoSling Mediumback Net		✓			✓		
	Molift EvoSling MediumBack Padded		✓					
	Molift EvoSling MediumBack Net Padded		✓			✓		
Low back slings	Molift EvoSling LowBack Padded							
	Molift EvoSling LowBack Net Padded					✓		
In-situ slings	Molift RgoSling Comfort Highback Net	✓	✓		✓	✓		
	Molift EvoSling Comfort MediumBack Net		✓		✓	✓		
	Molift RgoSling Shadow HighBack Net	✓	✓		✓	✓		
	Molift EvoSling Shadow HighBack	✓	✓		✓	✓		
Toileting slings	Molift RgoSling Toilet LowBack Padded			✓				
	Molift RgoSling Toilet HighBack Padded	✓		✓				
	Molift EvoSling Hygiene			✓				
	Molift UnoSling Toilet			✓				
Amputee slings	Molift RgoSling Ampu MediumBack Padded		✓				✓	
	Molift RgoSling Ampu HighBack Padded	✓	✓				✓	
	Molift EvoSling Ampu MediumBack Net Padded		✓			✓	✓	
Bariatric slings	Molift RgoSling MediumBack Plus		✓					✓

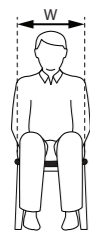
Size guide

Identifying the appropriate sling for a specific user must also account for the user's body shape and measurements.

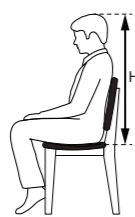
An ill-fitting sling, whether too small or too large, not only compromises comfort but also poses risks such as pain or the user slipping out of the sling.

Depending on the type of sling, for instance a normal seated sling or a sling for an active sit-to-stand transfer, different user measurements are relevant to consider when looking for the appropriate size of sling. The following information is meant as helpful guidance in finding the most suitable size, but please bear in mind that each user's measurements are unique and that an individual risk assessment needs to be conducted for the specific user, sling and transfer situation.

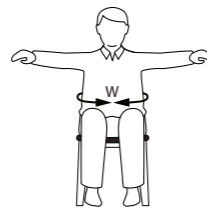
Hip width



Height of back



Waist circumference



Recommended weight



Molift RgoSling

Molift RgoSlings are high-quality slings with excellent ergonomics for comfortable hoisting. The anatomical shape allows for the natural curvature of the spine and the fixed padding both in the back and leg parts ensures maximum comfort.

Molift RgoSlings are primarily designed for a 4-point sling bar, but may also be used with a 2-point sling bar. The seated slings have a unique sliding loop function on head straps to balance the weight distribution in every stage of the transfer, making it very comfortable to hoist from a lying to a sitting position and vice versa.

Guide straps and application pockets make the application and positioning more ergonomically for the carer and more gentle for the user.

Molift RgoSling HighBack/MediumBack Net/Padded


An allround sling that fits most users and lifting situations. Available with high and medium back support and in padded or net polyester. Material: Padded/Mesh polyester, polyethylene



Size	Hip width cm (inch)	Height of back cm (inch)	Recommended weight kg (lbs)
XXS	18-25 (7.1-9.8)	50-60 (19.7-23.6)	12-17 (26-37)
XS	22-30 (8.7-11.8)	55-72 (21.7-28.3)	17-25 (37-55)
S	28-37 (11.0-14.6)	70-85 (27.6-33.5)	25-50 (55-110)
M	32-42 (12.6-16.5)	80-95 (31.5-37.4)	45-95 (99-210)
L	37-47 (14.6-18.5)	90-105 (35.4-41.3)	90-160 (198-353)
XL	45-65 (17.7-25.6)	90-105 (35.4-41.3)	160-240 (353-529)
XXL	55-80 (21.7-31.5)	95-110 (37.4-43.3)	230-300 (507-660)

Molift RgoSling Toilet HighBack/LowBack


A toileting sling in padded polyester with a wide leg-support opening. Available with high and low back support. Material: Padded polyester, polyethylene



Size	Waist circumference cm (inch)	Recommended weight kg (lbs)
XXS	40-65 (15.7-25.6)	12-17 (26-37)
XS	60-80 (23.6-31.5)	17-25 (37-55)
S	70-95 (27.6-37.4)	25-50 (55-110)
M	85-110 (33.5-43.3)	45-95 (99-210)
L	100-125 (39.4-49.2)	90-160 (198-353)
XL	120-140 (47.2-55.1)	160-240 (353-529)
XXL	135-160 (53.1-63)	230-300 (507-660)

Molift RgoSling Comfort HighBack


A full body support sling made of a mesh polyester that breathes and dries quickly. It has an open leg-support opening and the user can remain seated on the sling. Material: Polyester mesh



Size	Hip width cm (inch)	Height of back cm (inch)	Recommended weight kg (lbs)
XS	22-30 (8.7-11.8)	55-72 (21.7-28.3)	17-25 (37-55)
S	28-37 (11.0-14.6)	70-85 (27.6-33.5)	25-50 (55-110)
M	32-42 (12.6-16.5)	80-95 (31.5-37.4)	45-95 (99-210)
L	37-47 (14.6-18.5)	90-105 (35.4-41.3)	90-160 (198-353)
XL	45-65 (17.7-25.6)	90-105 (35.4-41.3)	160-240 (353-529)
XXL	55-80 (21.7-31.5)	95-110 (37.4-43.3)	230-300 (507-660)

Molift RgoSling Shadow HighBack Net

A flexible full body support sling without any straps or seams in contact with the user. The user can remain seated on the sling. Material: Polyester mesh



Size	Hip width cm (inch)	Height of back cm (inch)	Recommended weight kg (lbs)
XXS	25-30 (9.8-11.8)	45-60 (17.7-23.6)	12-17 (26-37)
XS	31-38 (12.2-15)	60-70 (23.6-27.6)	17-25 (37-55)
S	35-42 (13.8-16.5)	70-80 (27.6-31.5)	25-50 (55-110)
M	37-47 (14.6-18.5)	80-95 (31.5-37.4)	45-95 (99-210)
L	40-51 (15.7-20.1)	95-100 (37.4-39.4)	90-160 (198-353)
XL	45-57 (17.7-22.4)	100-105 (39.4-41.3)	160-240 (353-529)
XXL	55-80 (21.7-31.5)	95-110 (37.4-43.3)	230-300 (507-660)

Molift RgoSling Ampu HighBack/MediumBack

A padded sling with narrow leg-support opening for users with an amputated leg or poor muscle tone. With a belt for added security. Available in high and medium back. Material: Padded polyester, polyethylene



Size	Hip width cm (inch)	Height of back cm (inch)	Recommended weight kg (lbs)
XXS	60-85 (23.6-33.5)	50-60 (19.7-23.6)	12-17 (26-37)
XS	67-92 (26.4-36.2)	55-72 (21.7-28.3)	17-25 (37-55)
S	75-105 (33.5-41.3)	70-85 (27.6-33.5)	25-50 (55-110)
M	90-110 (37.4-45.3)	80-95 (31.5-37.4)	45-95 (99-210)
L	110-135 (43.3-53.1)	90-105 (35.4-41.3)	90-165 (198-364)
XL	112-140 (44.1-55.1)	95-110 (37.4-43.3)	160-240 (353-529)
XXL	115-150 (45.3-59.1)	95-110 (37.4-43.3)	230-300 (507-660)

Molift RgoSling Active

A padded, supportive sit-to-stand sling designed to be used with an active lifting arm for Molift Quick Raiser 205.
Material: Padded polyester, polyethylene



Size	Waist circumference cm (inch)	Recommended weight kg (lbs)
XS	60-80 (23.6-31.5)	17-25 (37-55)
S	70-95 (27.6-37.4)	25-50 (55-110)
M	85-110 (33.5-43.3)	45-95 (99-210)
L	100-125 (39.4-49.2)	90-160 (198-353)
XL	120-140 (47.2-55.1)	160-240 (353-529)

Molift RgoSling StandUp

A padded, supportive sit-to-stand sling designed to be used with a standup lifting arm for Molift Quick Raiser 1/2/205.
Material: Padded polyester, polyethylene



Size	Waist circumference cm (inch)	Recommended weight kg (lbs)
XS	55-70 (21.7-27.6)	20-30 (44-66)
S	65-85 (25.6-33.5)	30-50 (66-110)
M	75-95 (29.5-37.3)	50-90 (66-198)
L	90-120 (35.4-47.2)	90-160 (198-353)
XL	115-145 (45.3-57.1)	160-200 (353-441)

Molift EvoSling

Quality, comfort and safety are key considerations during product development of Molift EvoSlings. The range contains both padded versions for optimal weight distribution and net versions providing good ventilation.

Molift EvoSlings are primarily designed for a 2-point sling bar but also works with a 4-point sling bar. They all have fixed loops on both head and leg supports allowing different options for mounting the sling to the sling bar to achieve the most comfortable position for the user.

Guide straps and application pockets make the application and positioning more ergonomically for the carer and more gentle for the user.

Molift EvoSling HighBack/MediumBack/LowBack

An allround sling that fits most users and lifting situations. Available with high and medium back support and in padded or net polyester.
Material: Padded/Mesh polyester, polyethylene



Size	Hip width cm (inch)	Height of back cm (inch)	Recommended weight kg (lbs)
XS	31-38 (12.2-15)	60-70 (23.6-27.6)	17-25 (37-55)
S	35-42 (13.8-16.5)	70-85 (27.6-33.5)	25-50 (55-110)
M	37-47 (14.6-18.5)	80-95 (31.5-37.4)	45-95 (99-210)
L	40-51 (15.7-20.1)	92-105 (36.2-41.3)	90-160 (198-353)
XL	45-70 (17.7-27.6)	100-110 (39.4-43.3)	160-240 (353-529)
XXL	50-75 (19.7-29.5)	105-120 (41.3-47.2)	230-300 (507-660)

Molift RgoSling Ambulating Vest


A sling developed for safe and secure rehabilitation such as gait training and standing and balancing exercises.
Material: Padded polyester, polyethylene



Size	Waist circumference cm (inch)	Recommended weight kg (lbs)
XXS	40-65 (15.7-25.6)	12-17 (26-37)
XS	60-80 (23.6-31.5)	17-25 (37-55)
S	70-95 (27.6-37.4)	25-50 (55-110)
M	85-110 (33.5-43.3)	45-95 (99-210)
L	100-125 (39.4-49.2)	90-160 (198-353)
XL	120-140 (47.2-55.1)	160-240 (353-529)

Molift RgoSling MediumBack Plus

A highly supportive sling for dignified care for plus size users, up to 500 kg / 1100 lbs. Designed with six straps for a 4-point sling bar.
Material: Padded polyester, polyethylene



Size	Hip width cm (inch)	Height of back cm (inch)	Recommended weight kg (lbs)
L	45-70 (17.7-27.6)	90-105 (35.4-41.3)	160-350 (353-772)
XL	55-80 (21.7-31.5)	100-110 (39.4-43.3)	300-500 (661-1102)

Molift EvoSling Ampu MediumBack Net Padded


A sling with narrow leg-support opening in polyester mesh for users with an amputated leg or poor muscle tone.
Material: Polyester mesh, polyethylene



Size	Hip width cm (inch)	Height of back cm (inch)	Recommended weight kg (lbs)
XS	31-38 (12.2-15)	60-70 (23.6-27.6)	17-25 (37-55)
S	35-42 (13.8-16.5)	70-80 (27.6-31.5)	25-50 (55-110)
M	37-47 (14.6-18.5)	80-95 (31.5-37.4)	45-95 (99-210)
L	40-51 (15.7-20.1)	95-100 (37.4-39.4)	90-160 (198-353)
XL	45-70 (17.7-27.6)	100-105 (39.4-41.3)	160-240 (353-529)
XXL	50-75 (19.7-29.5)	100-120 (39.4-47.2)	230-300 (507-660)

Molift EvoSling Comfort MediumBack Net

A polyester mesh sling that breathes and dries quickly. It has an open leg-support opening and the user can remain seated on the sling.
Material: Polyester mesh



Size	Hip width cm (inch)	Height of back cm (inch)	Recommended weight kg (lbs)
XS	31-38 (12.2-15)	60-70 (23.6-27.6)	17-25 (37-55)
S	35-42 (13.8-16.5)	70-85 (27.6-33.5)	25-50 (55-110)
M	37-47 (14.6-18.5)	80-95 (31.5-37.4)	45-95 (99-210)
L	40-51 (15.7-20.1)	92-100 (36.2-39.4)	90-160 (198-353)
XL	45-70 (17.7-27.6)	100-110 (39.4-43.3)	160-240 (353-529)
XXL	50-75 (19.7-29.5)	105-120 (41.3-47.2)	230-300 (507-660)

Molift EvoSling Shadow

A full body support sling made of a mesh polyester that breathes and dries quickly. Arms can be placed either inside or outside the sling, user can remain seated on the sling. Material: Polyester mesh



Size	Hip width cm (inch)	Height of back cm (inch)	Recommended weight kg (lbs)
XXS	25-30 (9.8-11.8)	55-65 (21.7-25.6)	12-17 (26-37)
XS	31-38 (12.2-15)	62-75 (24.4-29.5)	17-25 (37-55)
S	35-45 (13.8-17.7)	70-85 (27.6-33.5)	25-50 (55-110)
M	37-47 (14.6-18.5)	80-95 (31.5-37.4)	45-95 (99-210)
L	40-51 (15.7-20.1)	92-105 (36.2-41.3)	90-160 (198-353)
XL	45-57 (17.7-22.4)	100-110 (39.4-43.3)	160-240 (353-529)

Molift EvoSling Hygiene

A low back toileting sling in padded polyester with a low back and wide leg-support opening. Material: Padded polyester, polyethylene



Size	Waist circumference cm (inch)	Recommended weight kg (lbs)
XS	70-94 (27.6-37)	17-25 (37-55)
S	76-100 (29.9-39.4)	25-50 (55-110)
M	85-110 (33.5-43.3)	45-95 (99-210)
L	94-120 (37-47.3)	90-160 (198-353)
XL	102-127 (40.2-50)	160-240 (353-529)
XXL	109-135 (42.9-53.2)	230-300 (507-660)

Molift UnoSling

Molift UnoSlings are disposable, patient-specific slings suitable for most users in common lifting situations. The range is manufactured in a strong non-woven material and designed to meet the demands and challenges of today's hospital environment.

A Molift UnoSling is an effective solution to prevent transmission of infection, since it remains with the user during the entire length of their stay in the hospital, and is discarded if it becomes dirty or damaged, or when the user no longer needs it.

The range is designed for both 2- and 4-point sling bars and has two settings on head and leg supports allowing different options for mounting the sling to the sling bar to achieve the most comfortable position for the user.

Molift UnoSling HighBack


An allround, full body support single patient use sling that fits most users and lifting situations. Material: Polypropylene, polyester



Size	Hip width cm (inch)	Height of back cm (inch)	Recommended weight kg (lbs)
S	35-42 (13.8-16.5)	70-80 (27.6-31.5)	25-50 (55-110)
M	37-47 (14.6-18.5)	80-95 (31.5-37.4)	45-95 (99-210)
L	40-51 (15.7-20.1)	95-100 (37.4-39.4)	90-165 (198-353)
XL	45-70 (17.7-27.6)	100-105 (39.4-41.3)	160-350 (353-770)
XXL	50-75 (19.7-29.5)	100-120 (39.4-47.2)	230-350 (507-770)

Etac Nova StandUp

A padded, supportive sit-to-stand sling designed to be used with an loop-style lifting arm. Material: Padded polyester, polyethylene



Size	Waist circumference cm (inch)	Recommended weight kg (lbs)
XS	60-75 (23.6-29.5)	17-25 (37-55)
S	70-95 (27.6-37.4)	25-50 (55-110)
M	90-105 (35.4-41.3)	45-95 (99-210)
L	110-115 (43.3-45.3)	90-160 (198-353)
XL	110-130 (43.3-51.2)	160-240 (353-529)
XXL	125-145 (49.2-57.1)	230-300 (507-660)

Molift UnoSling Toilet

A single patient use toileting sling with low back and wide leg-support opening. Material: Polypropylene, polyester



Size	Waist circumference cm (inch)	Recommended weight kg (lbs)
S	76-100 (29.9-39.4)	25-50 (55-110)
M	85-110 (33.5-43.3)	45-95 (99-210)
L	94-120 (37.0-47.2)	90-165 (198-353)
XL	115-140 (45.3-55.1)	160-350 (353-770)

Molift UnoSling Ambulating Vest

A single patient use sling for safe and secure rehabilitation such a gait training and standing and balancing exercises. Material: Polypropylene, polyester






Size	Waist circumference cm (inch)	Recommended weight kg (lbs)
S	28,3-36,2	25-50 (55-110)
M	35,4-43,3	45-95 (99-210)
L	41,3-49,2	90-165 (198-353)
XL	48,4-57,1	160-350 (353-770)



Etac is a world-leading developer of innovative assistive devices and patient handling equipment. Since 1973, we have been committed to improving quality of life for the individual, family members and caregivers.

For the intended purpose of the products and latest information, please visit www.hovermatt.com/safe-patient-handling

Etac

-  833-818-0024
-  sales@hovermatt.com
-  www.hovermatt.com/safe-patient-handling